

Start buying and selling mutual funds now via the Citi Mobile® App!

with more than 250 funds from renowned asset management firms

Receive 5% front-end fees

cash rebate up to THB 150,000*

when purchasing eligible mutual funds with minimum total amount of THB 100,000 during campaign period via the Citi Mobile® App

1 Oct - 31 Dec '21

THERE'S MORE TO WEALTH

Citigold®

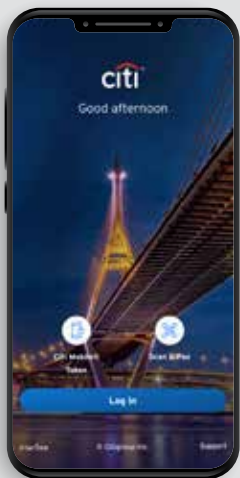


*Terms and Conditions apply

Disclaimer: Investment contains risk, please study prospectus before investing. Not an obligation of, or guaranteed by, Citibank. Not bank deposits. Subject to investment risks, including possible loss of principal amount invested. Subject to price fluctuation. Past performance does not guarantee future performance. Not offered to US persons. • © 2021 Citigroup Inc. Citi and Arc Design is a registered service mark of Citigroup Inc.

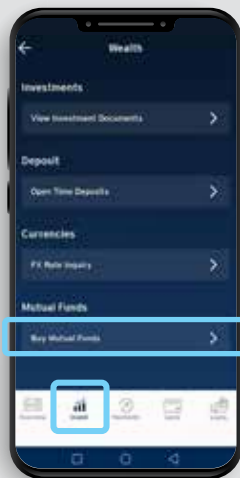


How to buy mutual funds via the Citi Mobile® App




1

Log in to the Citi Mobile® App



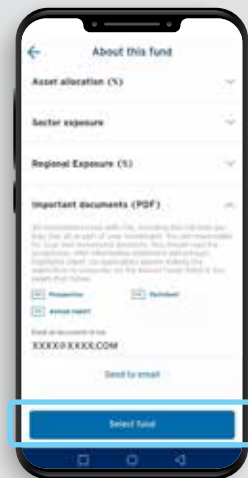
2

Choose "Invest" Icon and select "Buy mutual funds"



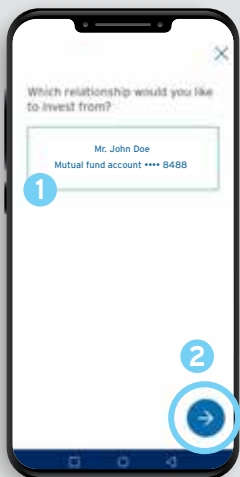
3

Search your desired fund and select by clicking on fund name



4

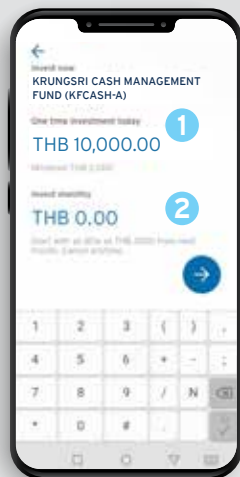
Scroll to the bottom to see full details and documents then click "Select Fund"



5

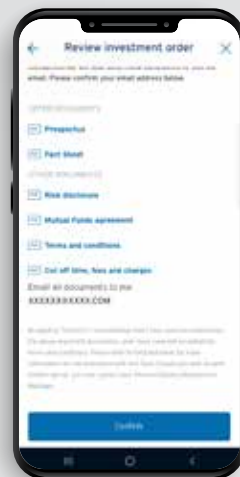
Select mutual fund account to invest and click arrow to proceed

(In the case that customer has another mutual fund account which is in the different currency than selected fund, it will be shown in non-eligible list)



6

Key in amount to invest
1. One time
2. Monthly



7

Review investment order and click confirm to proceed



8

Enter OTP or Citi Mobile® Token to confirm transaction

Watch video tutorial to complete mutual funds subscription and redemption via Citi Mobile® App



Terms and Conditions of Front-End Fees Cash Rebate Campaign for Citibank Customers when invest in mutual funds via the Citi Mobile® App

1. Campaign period: 1 October 2021 - 31 December 2021
2. Customers will receive 5% cash rebate on front-end fees of mutual funds subscription via the Citi Mobile® App during the campaign period.
3. This campaign is applicable for customers who invest minimum total amount of THB 100,000 via the Citi Mobile® App during the campaign period.
4. Maximum cash rebate is limited to THB 150,000/customer throughout the campaign period.
5. This campaign can be combined with Add fund and invest campaign as total rebate to investment ratio does not exceed 0.2% as prescribed by SEC. The campaign however cannot be combined with Time Deposit Bundle, Regular Savings Plan (RSP) or other investment promotions in the same period.
6. Mutual funds that are eligible for this campaign are the applicable mutual funds as listed in Citibank's announcement. Super Saving Fund (SSF) and Retirement Mutual Fund (RMF) are NOT applicable to this campaign.
7. The investment amount under Regular Savings Plan (RSP) will not be included in investment amount for this campaign.
8. In case that the investment amount is in foreign currency, Citibank will calculate investment amount in Thai baht (THB) from the exchange rate as of the transaction date.
9. Customers will receive cash rebate transferring into his/her saving account within 60 days after end of the month that customer is eligible for the campaign. Customer will receive additional cash rebate if there are additional mutual funds subscriptions via the Citi Mobile® App during the campaign period in following months.
10. Customers who participate in this campaign must not be US persons.
11. Customers who participate in this campaign must perform the investment transactions with Citibank only.
12. Citibank Fund Risk Rating is according to Citi's standard and the Office of the Securities and Exchange Commission (SEC)'s guidelines. Fund Risk Rating between Citibank and asset management companies can be different.
13. Citibank reserves its sole right to adjust, reduce, and/or cancel any or all of the incentives under this campaign if the total amount of incentives to be given to the customer, either by Citibank, the asset management companies, the fund managers, or any other related persons, for each relevant transaction exceeds the limit stipulated by the applicable laws or regulations (not exceeding 0.2% of the invested amount as prescribed by SEC).
14. Payment of the mutual funds cannot be made with credit cards.
15. For customers who also hold a joint banking account, the banking balance and monthly banking transactions, for the purpose of this campaign, will be calculated under the primary account holder of the joint account. All privileges and rewards are exclusive for the primary account holder who is Citibank's customer only.
16. Citibank reserves rights of final decision on any dispute arising out of or in connection with this campaign.
17. For more information regarding list of eligible non-money market mutual funds for this campaign, please contact your relationship manager.

Disclaimer: Investment contains certain risk, please study prospectus before investing.

Not an obligation of, or guaranteed by, Citibank. Not bank deposits. Subject to investment risks, including possible loss of the principal amount invested. Subject to price fluctuation.

Past performance does not guarantee future performance. Not offered to US persons.

Eligible Mutual Funds List

FUND House	FUND Name	FUND Type	Front End Fee (%)
AB	AB Low Volatility Equity Portfolio USD	Equity	1.50
AB	AB American Income Portfolio	Fixed Income	1.00
AB	AB SICAV I – Low Volatility Equity Portfolio A EUR H Acc	Equity	1.50
AB	AB European Equity Portfolio A USD H	Equity	2.00
AB	AB European Equity Portfolio A EUR	Equity	2.00
AB	AB Mortgage Income Portfolio A2 USD	Fixed Income	1.00
AB	AB American Growth Portfolio A Acc USD	Equity	1.50
AB	AB Low Volatility Total Return Equity Portfolio A Acc USD	Equity	1.00
AB	AB Sustainable Global Thematic Portfolio A Acc USD	Equity	1.50
Aberdeen Standard	Aberdeen Standard American Growth Fund	Equity	1.50
Aberdeen Standard	Aberdeen Standard American Growth - Smaller Companies Fund	Equity	1.50
Aberdeen Standard	Aberdeen Standard Asia Pacific Equity Fund (FIF)	Equity	1.50
Aberdeen Standard	Aberdeen Standard China Gateway Fund	Equity	1.50
Aberdeen Standard	Aberdeen Standard Emerging Opportunities Bond (FIF)	Fixed Income	1.00
Aberdeen Standard	Aberdeen Standard European Growth Fund (FIF)	Equity	1.50
Aberdeen Standard	Aberdeen Standard Global Emerging Growth Fund (FIF)	Equity	1.50
Aberdeen Standard	Aberdeen Standard India Growth Fund	Equity	1.50
Aberdeen Standard	Aberdeen Standard Japan Opportunities Fund	Equity	1.50
Aberdeen Standard	Aberdeen Standard Siam Leaders Fund	Equity	0.50
Aberdeen Standard	Aberdeen Standard Small Cap Fund	Equity	1.00
Aberdeen Standard	Aberdeen Standard World Opportunities Fund (FIF)	Equity	1.50
Aberdeen Standard	Aberdeen Standard Global Dynamic Dividend Fund (ABGDD-A)	Equity	1.50
Aberdeen Standard Investment Luxembourg	Aberdeen Standard SICAV I - Global Dynamic Dividend Fund A Acc USD	Equity	1.50
Allianz	Allianz Global Artificial Intelligence AT USD	Equity	1.50
Allianz	Allianz Income and Growth AT USD	Balanced	1.00
Allianz	Allianz Income and Growth AT EUR H	Balanced	1.00
Allianz	Allianz Thematica AT USD	Equity	1.50
Allianz	Allianz China A-Shares AT USD	Equity	1.50
BlackRock	BGF European Equity Income Fund A2 USD H	Equity	2.00
BlackRock	BGF Global Allocation A2 ACC USD	Balanced	1.50
BlackRock	BGF US Small & Midcap Opportunities Fund A2 USD	Equity	2.00
BlackRock	BGF Global Corporate Bond Fund A2 USD	Fixed Income	0.75
BlackRock	BGF European Value Fund A2 USD Hedged	Equity	2.00
BlackRock	BGF Global Multi Asset Income Fund A2 USD	Balanced	1.50
BlackRock	BGF World Healthscience Fund A2 USD	Equity	2.00
BlackRock	BGF World Financials A2RF USD	Equity	2.00
BlackRock	BGF Global Multi Asset Income A2 EUR	Balanced	1.50

FUND House	FUND Name	FUND Type	Front End Fee (%)
BlackRock	BGF World Technology Fund Class A2 USD	Equity	1.50
Blackrock	BGF Sustainable Energy Fund A2 USD	Equity	1.50
Blackrock	BGF China Bond Fund A2 USD Hedged	Fixed Income	0.75
Fidelity	Fidelity Funds - Emerging Markets Fund A Acc USD	Equity	2.00
Fidelity	Fidelity Funds - Global Dividend Fund A Acc USD	Equity	1.50
Fidelity	Fidelity Funds - Global Technology Fund A Acc USD	Equity	1.00
Fidelity	Fidelity Funds - Asia Pacific Opportunities Fund A Acc USD	Equity	2.00
Fidelity	Fidelity Funds - US Dollar Bond Fund A Acc USD	Fixed Income	1.00
Fidelity	Fidelity Funds - Global Demographics Fund A Acc USD	Equity	1.50
Fidelity	Fidelity Funds - China Consumer Fund A Acc USD	Equity	1.50
Franklin Templeton	Franklin NextStep Stable Growth Fund	Balanced	1.50
Franklin Templeton	Franklin NextStep Balance Growth Fund	Balanced	1.50
Franklin Templeton	Franklin NextStep Dynamic Growth Fund	Balanced	1.50
Franklin Templeton	Templeton Emerging Markets Smaller Companies Fund	Equity	2.00
Franklin Templeton	Franklin Technology Fund	Equity	2.00
Franklin Templeton	Franklin US Opportunities Fund	Equity	1.50
Franklin Templeton	Templeton Global Bond Fund	Fixed Income	1.00
Franklin Templeton	Templeton Global Total Return Fund	Fixed Income	1.00
Invesco	Invesco Pan European High Income Fund A-Accumulation-USD (H)	Balanced	2.00
Invesco	Invesco Continental European Small Cap Equity A-ACC USD (H)	Equity	1.50
Invesco	Invesco Global Bond Fund A - Accumulation - USD	Fixed Income	1.00
Invesco	Invesco Asian Equity Fund A-AD USD	Equity	1.00
Invesco	Invesco Global Consumer Trend Fund A - Accumulation - USD	Equity	1.25
Invesco	Invesco Continental European Small Cap Equity Fund A EUR AD Share	Equity	1.50
JP Morgan	JPMorgan Funds - Europe Small Cap Fund A (Acc)	Equity	2.00
JP Morgan	JP Morgan Funds - Europe Small Cap A (acc) - USD (hedged)	Equity	2.00
JP Morgan	JPMorgan Funds - Japan Equity A (acc) - USD (hedged)	Equity	1.50
JP Morgan	JPMorgan Funds - Global Income A (acc) - USD (hedged)	Balanced	1.50
JP Morgan	JPMorgan Funds - US Aggregate Bond Fund A (Acc)	Fixed Income	1.00
JP Morgan	JPMORGAN FUNDS - ASEAN EQUITY A (ACC)	Equity	1.50
JP Morgan	JPMORGAN FUNDS - PACIFIC EQUITY FUND A (Acc)	Equity	2.00
JP Morgan	JPM China Pioneer A Share Fund A (Acc) USD	Equity	1.50
JP Morgan	JPM Global Healthcare Fund A (Acc) USD	Equity	1.50
JP Morgan	JPM US Technology Fund A (Acc) USD	Equity	1.50
JP Morgan	JPM US Value Fund A (Acc) USD	Equity	1.50

FUND House	FUND Name	FUND Type	Front End Fee (%)
JP Morgan	JPM America Equity Fund (Acc) USD	Equity	1.50
Krungsri Asset Management	Krungsri Europe Equity Fund	Equity	1.50
Krungsri Asset Management	Krungsri Europe Equity Hedged Fund	Equity	1.50
Krungsri Asset Management	Krungsri Emerging Local Investment Fund	Fixed Income	< 50 Million Baht: 0.75%
			< 300 Million Baht: 0.50%
			>= 300 Million Baht : 0.25%
Krungsri Asset Management	Krungsri Global Healthcare Equity Dividend Fund	Equity	1.50
Krungsri Asset Management	Krungsri Collective Global Income Fund	Balanced	1.50
Krungsri Asset Management	Krungsri Global Income Fund	Balanced	1.50
Krungsri Asset Management	Krungsri Japan Hedged Dividend Fund	Equity	1.50
Krungsri Asset Management	Krungsri Latin America Equity Fund	Equity	1.50
Krungsri Asset Management	Krungsri Star Equity Dividend Fund	Equity	<100 Million Baht: 0.5%
			>=100 Million Baht: 0.25%
Krungsri Asset Management	Krungsri Star Equity Fund	Equity	<100 Million Baht: 0.5%
			>=100 Million Baht: 0.25%
Krungsri Asset Management	Krungsri Asian Income Hedged (Auto Redemption) (KFAINCOM-R)	Balanced	1.50
Krungsri Asset Management	Krungsri Asian Income Hedged Accumulation (KFAINCOM-A)	Balanced	1.50
Krungsri Asset Management	Krungsri Total Return Bond Fund	Fixed Income	< 100 Million Baht: 0.75%
			>= 100 Million Baht: 0.50%
			>= 300 Million Baht : 0.25%
Krungsri Asset Management	Krungsri Global Collective Smart Income Fund (KF-CSINCOM)	Fixed Income	< 20 Million Baht 1.00%
			>= 20-100 Million Baht 0.50%
			>= 100 Million Baht 0.25%
Krungsri Asset Management	Krungsri China A Shares Equity Fund - A (KFACHINA-A)	Equity	1.50
Krungsri Asset Management	Krungsri Dynamic Fund (KFDYNAMIC)	Equity	0.50
Krungsri Asset Management	Krungsri World Tech Equity Hedged FX Fund (KFHTECH-A)	Equity	1.50
Krungsri Asset Management	Krungsri Global Healthcare Equity Hedged FX Fund (KFHHCARE-A)	Equity	1.50
Krungsri Asset Management	Krungsri Global Dividend Hedged FX Fund A (KFGDIV-A)	Equity	1.50
Krungsri Asset Management	Krungsri Global Dividend Hedged FX Fund D (KFGDIV-D)	Equity	1.50
Krungsri Asset Management	Krungsri Diversified Income A (KFDIVERS-A)	Fixed Income	1.00

FUND House	FUND Name	FUND Type	Front End Fee (%)
Krungsri Asset Management	Krungsri US Small-Mid Cap Equity Hedged FX Fund	Equity	1.50
Krungsri Asset Management	Krungsri Equity Sustainable Global Growth Fund (KFESG-A)	Equity	1.50
Krungthai Asset Management	KTAM All Asia Pacific Equity Fund	Equity	1.50
Krungthai Asset Management	KTAM ASEAN Equity Fund	Equity	1.50
Krungthai Asset Management	KTAM European Equity Fund	Equity	1.50
Krungthai Asset Management	KTAM Income and Growth Fund (Auto Redemption) (KT-IGF-R)	Balanced	1.00
Krungthai Asset Management	KTAM Income and Growth Fund Accumulation (KT-IGF-A)	Balanced	1.00
Krungthai Asset Management	KTAM US Growth Equity Fund	Equity	1.50
Krungthai Asset Management	KTAM World Agriculture Fund	Equity	1.50
Krungthai Asset Management	KTAM World Bond Fund	Fixed Income	0.75
Krungthai Asset Management	KTAM World Corporate Bond Fund	Fixed Income	0.75
Krungthai Asset Management	KTAM World Energy Fund	Equity	1.50
Krungthai Asset Management	KTAM World Finance Fund	Equity	1.50
Krungthai Asset Management	KTAM World Gold and Precious Equity Fund	Equity	1.50
Krungthai Asset Management	KTAM World Metals and Mining Fund	Equity	1.50
Krungthai Asset Management	KTAM World Property Fund	Equity	1.50
Krungthai Asset Management	KTAM India Equity Fund	Equity	1.50
Krungthai Asset Management	KTAM World Technology Artificial Intelligence Equity Fund	Equity	1.50
Krungthai Asset Management	KTAM Japan Equity Passive Fund (KT-JPFUND-A)	Equity	0.50
Krungthai Asset Management	KTAM Global Credit Income Fund Acc (KTGCI)	Fixed Income	< 50 Million Baht: 0.75% ≥50 Million Baht: 0.50%
Krungthai Asset Management	KTAM China A Shares Equity Fund A	Equity	1.50
Krungthai Asset Management	KTAM Asia Growth Equity Fund	Equity	1.50
Krungthai Asset Management	KTAM Global Climate Change Equity Fund	Equity	1.50
Legg Mason	Legg Mason ClearBridge US Aggressive Growth Fund - Class A Acc USD	Equity	1.50
Legg Mason	Legg Mason Western Asset Asian Opportunities Fund - Class A Acc USD	Fixed Income	1.00
Legg Mason	Legg Mason Western Asset US Core Plus Bond Fund	Fixed Income	1.00
Pictet	Pictet Premium Brand HP USD Hedged	Equity	1.50
PIMCO	PIMCO GIS Income Fund – Class E Acc USD	Fixed Income	1.00
PIMCO	PIMCO GIS Global Bond Fund – Class E Acc USD	Fixed Income	0.75

FUND House	FUND Name	FUND Type	Front End Fee (%)
PIMCO	PIMCO GIS Diversified Income - Class E Acc USD	Fixed Income	1.00
SCB Asset Management	SCB US Equity Fund S&P500	Equity	0.50
SCB Asset Management	SCB Low Volatility Equity Fund (Dividend) (SCBLEQ)	Equity	1.605
SCB Asset Management	SCB Low Volatility Equity Fund Accumulation (SCBLEQA)	Equity	1.605
SCB Asset Management	SCB Asia Opportunity Fund	Equity	1.605
SCB Asset Management	SCB Active All China Equity Fund	Equity	1.605
SCB Asset Management	SCB Global Population Trend Fund	Equity	1.605
Schroders	Schroder ISF US Small & Mid-Cap Equity	Equity	1.50
Schroders	Schroder ISF Japanese Opportunities Fund	Equity	1.50
Schroders	Schroder ISF Asian Equity Yield	Equity	2.00
Schroders	Schroder Asian Income USD Hedged Acc	Balanced	1.50
Schroders	Schroder Global Target Return A Acc USD	Balanced	1.00
Schroders	Schroder ISF Global Credit Income	Fixed Income	0.75
Schroders	Schroder ISF Emerging Asia USD A Acc	Equity	1.50
Schroders	Schroder ISF Global Climate Change Equity USD A Acc	Equity	1.50
UBS	UBS(LUX)EQUITY SICAV European Opp Uncons (EUR) P ACC USD H	Equity	2.00
UBS	UBS(LUX)EQUITY SICAV US Total Yield P ACC USD	Equity	2.00
UBS	UBS(LUX)EQUITY FUND China Opportunity P ACC USD	Equity	1.50
UBS	UBS(LUX)EQUITY FUND Global Emerging Markets Opportunity P ACC USD	Equity	2.00
UBS	UBS (Lux) China A Opportunity P Acc USD	Equity	1.50
UBS	UBS (Lux) China Allocation Opportunity P Acc USD	Equity	1.50
UOBAM	All Asia Equity Fund	Equity	1.50
UOBAM	Asian Debt Regional Bond – Dividend Fund	Fixed Income	1.00
UOBAM	Asian USD Bond Fund	Fixed Income	1.00
UOBAM	BRIC Fund	Equity	1.50
UOBAM	Euro High Dividend Fund	Equity	1.50
UOBAM	Greater China Fund	Equity	1.50
UOBAM	Thai Balanced Fund	Balanced	1.00
UOBAM	Thai Equity - Dividend Fund	Equity	1.00
UOBAM	Thai Equity Fund	Equity	1.00
UOBAM	Thai Mixed 15/85 - Dividend Fund	Balanced	1.00
UOBAM	UOB Smart Japan Small Mid Cap Fund	Equity	1.50